



### District Report Card: 2017


<b>State:</b> Punjab	<b>District:</b> Fazilka
<b>Class:</b> 3	<b>Subject:</b> Language
<b>Schools:</b> 60	<b>Students:</b> 1112


### Participation/Coverage


#### Students

<div>GENDER</div> <div></div>	Boys				Girls			
	Number		%		Number		%	
	536		48.20		576		51.80	

<div>AREA</div> <div></div>	Rural				Urban			
	Number		%		Number		%	
	998		89.75		114		10.25	

<div>CATEGORY</div> <div></div>	SC		ST		OBC		GEN	
	Number	%	Number	%	Number	%	Number	%
	879	79.05	1	0.09	185	16.64	47	4.23

<div>CWSN</div> <div></div>	LD	VI	HI	S&LD	ID	Oth
	1	0	1	1	14	11

<div>Management</div> <div></div>	Government			Government-aided		
	Number		%	Number		%
	1112		100.00	0		0.00

### Average Performance of Students in Language (%)

Overall	Gender		Area		Management		Social Group			
	Male	Female	Rural	Urban	Govt.	Aided	SC	ST	OBC	GEN
65.62	64.84	66.34	64.90	71.93	65.62	0.00	65.28	20.00	65.66	72.77

## Performance on Learning Outcomes (LOs)

Learning Outcomes	Description	Average Performance(%)
L304	Reads small texts with comprehension i.e., identifies main ideas, details, sequence and draws conclusions	66.95
L312	Reads printed scripts on the classroom walls: poems, posters, charts etc.	62.95

Range of Performance of Students who Answered Correctly							
Below 30%		30% - 50%		50% - 75%		Above 75%	
Number	%	Number	%	Number	%	Number	%
113	10.16	168	15.11	381	34.26	450	40.47

## Lowest Performing Learning Outcomes (LOs)

1 - Reads printed scripts on the classroom walls: poems, posters, charts etc. (62.95)

2 - Reads small texts with comprehension i.e., identifies main ideas, details, sequence and draws conclusions (66.95)